

# Air Conditioning

## Product Information

**MSZ-SF/GF R410A**  
**Inverter Heat Pump**  
Wall Mounted System

Making a  
World of  
Difference

**M**series



The **MSZ-SF/GF Series** has been completely redesigned and features the Nano Platinum filter system.

These models offer noise levels as low as 21dBA and have a distinctively styled front panel that not only looks appealing, but also helps to make cleaning of the unit easier. To aid control and energy saving, the controller has an in built in 7 day timeclock.

### Key Features

- Compact and stylish white design
- Hot start and econo cool features maintain a stable, comfortable environment
- Wide swing and long airflow modes (GF models)



Cooling | Heating | Ventilation | Controls

# Air Conditioning

## Product Information

### MSZ-SF/GF R410A Inverter Heat Pump Wall Mounted System

Making a  
World of  
Difference



MSZ-SF/GF - INDOOR UNITS		MSZ-SF15VA	MSZ-SF20VA	MSZ-SF25VE3	MSZ-SF35VE3	MSZ-SF50VE3	MSZ-GF60VE2	MSZ-GF71VE2
CAPACITY (kW)	Heating (nominal)	1.7 (1.2-3.0)	2.2 (1.2-3.9)	3.2 (1.0-4.1)	4.0 (1.3-4.6)	5.8 (1.4-7.3)	6.8 (2.0-9.3)	8.1 (2.2-9.9)
	Cooling (nominal)	1.5 (0.9-2.7)	2.0 (0.9-3.0)	2.5 (0.9-3.4)	3.5 (1.1-3.8)	5.0 (1.4-5.4)	6.0 (1.4-7.5)	7.1 (2.0-8.7)
	Heating (UK)	-	-	2.66 (0.83-3.41)	3.32 (1.1-3.82)	4.8 (1.16-6.06)	5.65 (1.66-7.73)	6.73 (1.83-8.23)
	Cooling (UK)	-	-	2.5 (0.89-3.37)	3.47 (1.1-3.77)	4.96 (1.38-5.35)	5.95 (1.38-7.44)	7.0 (1.98-8.63)
SHF (nominal)		-	-	0.92	0.80	0.70	0.79	0.78
COP / EER (nominal)		-	-	4.10 / 4.17	3.88 / 3.24	3.41 / 3.01	3.76 / 3.41	3.63 / 3.33
SCOP / SEER (BS EN14825)		-	-	4.4 / 7.6	4.4 / 7.2	4.4 / 7.2	4.3 / 6.8	4.2 / 6.8
ErP ENERGY EFFICIENCY CLASS	Heating/Cooling	-	-	A+ / A++	A+ / A++	A+ / A++	A+ / A++	A+ / A++
AIRFLOW (l/s)	Heating - SLo-Lo-Mi-Hi-SHi	62-73-83-100-113	62-73-83-100-122	58-68-112-137-172	58-68-112-138-183	93-107-133-163-200	163-188-223-260-305	170-192-222-257-297
	Cooling - SLo-Lo-Mi-Hi-SHi	58-65-77-92-107	58-65-77-92-115	58-68-92-120-152	58-68-93-120-152	93-103-117-137-165	163-188-223-260-305	162-192-222-257-297
PIPE SIZE mm (in)	Gas	9.52 (3/8")	9.52 (3/8")	9.52 (3/8")	9.52 (3/8")	12.7 (1/2")	15.88 (5/8")	15.88 (5/8")
	Liquid	6.35 (1/4")	6.35 (1/4")	6.35 (1/4")	6.35 (1/4")	6.35 (1/4")	6.35 (1/4")	9.52 (3/8")
SOUND PRESSURE LEVEL (dBA)	Heating - SLo-Lo-Mi-Hi-SHi	21-26-30-35-40	21-26-30-35-42	19-24-34-39-45	19-24-34-40-46	28-33-38-43-49	29-37-41-45-49	30-37-41-45-49
	Cooling - SLo-Lo-Mi-Hi-SHi	21-26-30-35-40	21-26-30-35-42	19-24-30-36-42	19-24-30-36-42	28-33-36-40-45	29-37-41-45-49	30-37-41-45-49
SOUND POWER LEVEL (dBA)		59	60	57	57	58	65	65
DIMENSIONS (mm)	Width x Depth x Height	760 x 168 x 250	760 x 168 x 250	798 x 195 x 299	798 x 195 x 299	798 x 195 x 299	1100 x 238 x 325	1100 x 238 x 325
WEIGHT (kg)		7.7	7.7	10	10	10	16	16
ELECTRICAL SUPPLY		Fed by Outdoor Unit	Fed by Outdoor Unit	Fed by Outdoor Unit	Fed by Outdoor Unit	Fed by Outdoor Unit	Fed by Outdoor Unit	Fed by Outdoor Unit
FUSE RATING (BS88) - HRC (A)		6	6	6	6	6	6	6
INTERCONNECTING CABLE No. CORES		4	4	4	4	4	4	4

MUZ-SF/GF - OUTDOOR UNITS		N/A MULTI-SPLIT ONLY	N/A MULTI-SPLIT ONLY	MUZ-SF25VE	MUZ-SF35VE	MUZ-SF50VE	MUZ-GF60VE2	MUZ-GF71VE
SOUND PRESSURE LEVEL (dBA)	Heating/Cooling	-	-	48 / 47	50 / 49	52 / 52	55 / 55	55 / 55
	Cooling	-	-	58	62	65	65	65
WEIGHT (kg)		-	-	31	31	55	50	53
DIMENSIONS (mm)	Width x Depth x Height	-	-	800 x 285 x 550	800 x 285 x 550	840 x 330 x 880	840 x 330 x 880	840 x 330 x 880
ELECTRICAL SUPPLY		-	-	220-240V, 50Hz	220-240V, 50Hz	220-240V, 50Hz	220-240V, 50Hz	220-240V, 50Hz
PHASE		-	-	Single	Single	Single	Single	Single
SYSTEM POWER INPUT (kW)	Heating/Cooling (nominal)	-	-	0.780 / 0.600	1.030 / 1.080	1.700 / 1.660	1.810 / 1.790	2.230 / 2.130
	Heating/Cooling (UK)	-	-	0.71 / 0.49	0.94 / 0.87	1.55 / 1.34	1.65 / 1.45	2.03 / 1.73
STARTING CURRENT (A)		-	-	3.9	4.9	7.6	8.0	9.8
SYSTEM RUNNING CURRENT (A)	Heating/Cooling [MAX]	-	-	3.9 / 3.2 [8.4]	4.7 / 4.9 [8.5]	7.6 / 7.4 [12.3]	8.0 / 7.9 [14.5]	9.8 / 9.3 [16.6]
FUSE RATING (BS88) - HRC (A)		-	-	10	10	16	20	20
MAINS CABLE No. CORES		-	-	3	3	3	3	3
MAX PIPE LENGTH (m)		-	-	20	20	30	30	30
MAX HEIGHT DIFFERENCE (m)		-	-	12	12	15	15	15
CHARGE REFRIGERANT (kg) / CO <sub>2</sub> EQUIVALENT (t)		-	-					
- R410A (GWP 2088)		-	-	0.7 / 1.47 (7m)	0.8 / 1.68 (7m)	1.55 / 3.24 (7m)	1.55 / 3.24 (10m)	1.90 / 3.97 (10m)
MAX ADDITIONAL REFRIGERANT (kg) / CO <sub>2</sub> EQUIVALENT (t)		-	-					
- R410A (GWP 2088)		-	-	0.39 / 0.82	0.39 / 0.82	0.46 / 0.97	0.40 / 0.84	1.10 / 2.30

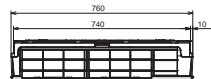
Notes: MSZ-SF15/20VA only available with MXZ Multi-Split outdoor units

#### Product Dimensions

#### MSZ-SF15/20VA

Upper View

Side View



Front View

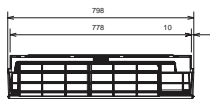


#### Product Dimensions

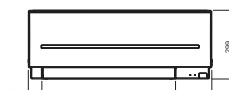
#### MSZ-SF25/35/50VE3

Upper View

Side View



Front View

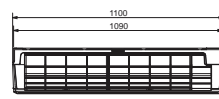


#### Product Dimensions

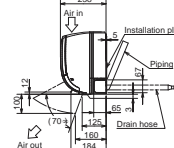
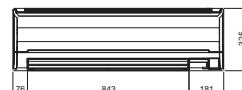
#### MSZ-GF60/71VE2

Upper View

Side View



Front View



Telephone: 01707 282880

email: [air.conditioning@meuk.mee.com](mailto:air.conditioning@meuk.mee.com)

web: [airconditioning.mitsubishielectric.co.uk](http://airconditioning.mitsubishielectric.co.uk)

UNITED KINGDOM Mitsubishi Electric Europe Living Environment Systems Division

Travellers Lane, Hatfield, Hertfordshire, AL10 8XB, England General Enquiries Telephone: 01707 282880 Fax: 01707 278881

IRELAND Mitsubishi Electric Europe Westgate Business Park, Ballymount, Dublin 24, Ireland

Telephone: Dublin (01) 419 8800 Fax: Dublin (01) 419 8890 International code: (003531)

Country of origin: United Kingdom - Japan - Thailand - Malaysia. ©Mitsubishi Electric Europe 2017. Mitsubishi and Mitsubishi Electric are trademarks of Mitsubishi Electric Europe B.V. The company reserves the right to make any variation in technical specification to the equipment described, or to withdraw or replace products without prior notification or public announcement. Mitsubishi Electric is constantly developing and improving its products. All descriptions, illustrations, drawings and specifications in this publication present only general particulars and shall not form part of any contract. All goods are supplied subject to the Company's General Conditions of Sale, a copy of which is available on request. Third-party product and brand names may be trademarks or registered trademarks of their respective owners.

Notes: The fuse rating is for guidance only. Please refer to the relevant databook for detailed specification. It is the responsibility of a qualified electrician/electrical engineer to select the correct cable size and fuse rating based on current regulation and site specific conditions. Mitsubishi Electric's air conditioning equipment and heat pump systems contain a fluorinated greenhouse gas, R410A (GWP:2088), R32 (GWP:675), R407C (GWP:1774) or R134a (GWP:1430). \*These GWP values are based on Regulation (EU) No 517/2014 from IPCC 4th edition. In case of Regulation (EU) No.626/2011 from IPCC 3rd edition, these are as follows: R410A (GWP:1975), R32 (GWP: 550), R407C (GWP:1650) or R134a (GWP:1300).



[www.greengateway.mitsubishielectric.co.uk](http://www.greengateway.mitsubishielectric.co.uk)

Mitsubishi Electric UK's commitment to the environment

Follow us @meuk\_Jes  
Follow us @green\_gateway

Mitsubishi Electric  
Living Environmental Systems UK

[mitsubishielectric2](http://mitsubishielectric2)

[thehub.mitsubishielectric.co.uk](http://thehub.mitsubishielectric.co.uk)

Effective as of September 2017