

Heating

Product Information

PUHZ-(H)W50-140VHA2/YHA2
Ecodan Monobloc Air Source Heat Pumps

Making a
World of
Difference



Designed to meet
the demands of
today's heating
needs



Certificate Number: MCS-HP0002
Product Reference: PUHZ-W85VHA2-85B, PUHZ-W85VHA2-85B
PUHZ-HW140VHA2/YHA2-85B



License Number:
UK01-001 - PUHZ-W50VHA-85B
UK01-002 - PUHZ-W85VHA2-85B
UK01-003 - PUHZ-HW140VHA2/YHA2-85B

Our range of Ecodan monobloc air source heat pumps includes **5, 8.5 and 14kW sizes**. Now with the ability to cascade up to six units of the same output, Ecodan monobloc systems offer a capacity range from 5 through to 84kW. Designed to suit a wide number of applications, these models offer a viable solution for the varying requirements that domestic and small commercial applications demand.

Key Features


- Self-contained unit, only requiring water and electric connections
- No need for gas supply, flues or ventilation
- Single phase power supply with a low starting current (3 phase available for 14kW)
- Low maintenance and quiet to run
- Operates with outside temperatures as low as -20°C
- Multiple unit connection
- Bivalent function, for use with conventional boilers
- 2-zone energy efficient space heating control
- Available as a standalone, packaged or semi packaged system

Application Examples

- The vast majority of UK homes
- Small Retail Outlets
- Dental / Doctors Surgeries
- Public Sector / Commercial Buildings



Air Conditioning | Heating
Ventilation | Controls



ecodan[®]
Renewable Heating Technology

MODEL		PUHZ-W50VHA	PUHZ-W85VHA2	PUHZ-HW140VHA2	PUHZ-HW140YHA2
Heating*1 (A-3/W35)	Capacity (kW)	4.8	8.3	14.0	14.0
	Power Input (kW)	1.63	2.96	4.81	4.81
	COP	2.95	2.80	2.91	2.91
Heating*2 (A2/W35)	Capacity (kW)	5.0	8.5	14.0	14.0
	Power Input (kW)	1.60	2.68	4.52	4.52
	COP	3.13	3.17	3.11	3.11
Heating*3 (A7/W35)	Capacity (kW)	5.0	9.0	14.0	14.0
	Power Input (kW)	1.22	2.15	3.31	3.31
	COP	4.10	4.18	4.25	4.25
Operating Ambient Temperature (°C DB)		-15 ~ +35°C	-20 ~ +35°C	-25 ~ +35°C	-25 ~ +35°C
Sound Pressure Level at 1m (dBA)*3,4		45	48	53	53
Low Noise Mode (dBA)*3		40	42	46	46
Water Data	Pipework Size (mm)	22	22	28	28
	Flow Rate (l/min)	14.3	25.8	40.1	40.1
	Water Pressure Drop (kPa)	12	13.5	9	9
Dimensions (mm)*7	Width	950	950	1020	1020
	Depth	330+30*5	330+30*5	330+30*5	330+30*5
	Height	740	943	1350	1350
Weight (kg)		64	77	134	148
Electrical Data	Electrical Supply	220-240v, 50Hz	220-240v, 50Hz	220-240v, 50Hz	380-415v, 50Hz
	Phase	Single	Single	Single	3
	Nominal Running Current [MAX] (A)	5.4 [13]	10.3 [23]	14.9 [35]	5.1 [13]
	Fuse Rating - MCB Sizes (A)*6	16	25	40	16

*1 Under normal heating conditions at outdoor temp: -3°CDB / -4°CWB, outlet water temp 35°C, inlet water temp 30°C.

*2 Under normal heating conditions at outdoor temp: 2°CDB / 1°CWB, outlet water temp 35°C, inlet water temp 30°C as tested to BS EN14511

*3 Under normal heating conditions at outdoor temp: 7°CDB / 6°CWB, outlet water temp 35°C, inlet water temp 30°C as tested to BS EN14511.

*4 Sound power level of the PUHZ-W50VHA is 61dBA, PUHZ-W85VHA2 is 62.5dBA, PUHZ-HW140VHA2 is 65.5dBA, PUHZ-HW140YHA2 is 67.5dBA. Tested to BS EN12102.

*5 Grille

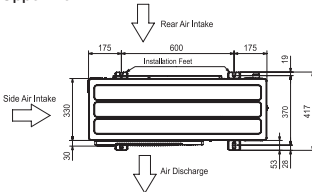
*6 MCB Sizes BS EN60898-2 & BS EN60947-2

*7 Flow Temperature Controller (FTC) for standalone systems PAC-IF052B-E Dimensions WxDxH (mm) - 393x87x422

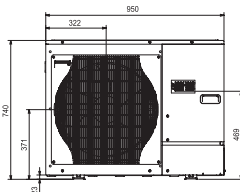
DIMENSIONS

PUHZ-W50VHA

Upper View

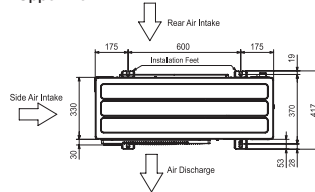


Front View

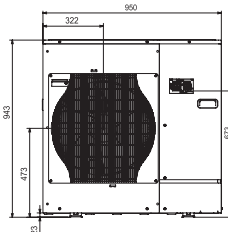


PUHZ-W85VHA2

Upper View

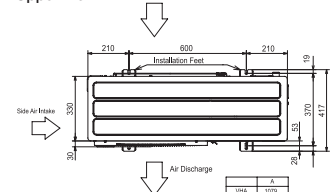


Front View

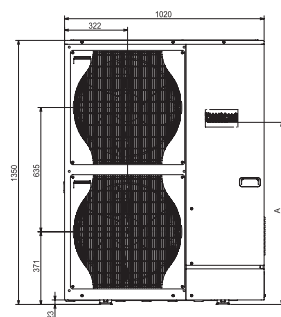


PUHZ-HW140VHA2 / YHA2

Upper View



Front View



Telephone: 01707 282880

email: heating@meuk.mee.com web: www.heating.mitsubishielectric.co.uk

UNITED KINGDOM Mitsubishi Electric Europe Living Environmental Systems Division
Travellers Lane, Hatfield, Hertfordshire, AL10 8XB, England General Enquiries Telephone: 01707 282880 Fax: 01707 278881

IRELAND Mitsubishi Electric Europe Westgate Business Park, Ballymount, Dublin 24, Ireland
Telephone: Dublin (01) 419 8800 Fax: Dublin (01) 419 8890 International code: (00353)1

Country of origin: United Kingdom – Japan – Thailand – Malaysia. ©Mitsubishi Electric Europe 2013. Mitsubishi and Mitsubishi Electric are trademarks of Mitsubishi Electric Europe B.V. The company reserves the right to make any variation in technical specification to the equipment described, or to withdraw or replace products without prior notification or public announcement. Mitsubishi Electric is constantly developing and improving its products. All descriptions, illustrations, drawings and specifications in this publication present only general particulars and shall not form part of any contract. All goods are supplied subject to the Company's General Conditions of Sale, a copy of which is available on request. Third-party product and brand names may be trademarks or registered trademarks of their respective owners.



Printed in January 2013 SAP No. 259810



www.greengateway.mitsubishielectric.co.uk

Mitsubishi Electric's commitment
to the environment

Follow us @green_gateway

Connect with Green Gateway

mitsubishielectric2