

# Air Conditioning

## Product Information

**PURY-P500YLM-A1**  
Heat Recovery Outdoor Unit

Making a  
World of  
Difference


CITY MULTI



Throughout the year, many buildings require cooling in some areas and heating in others - even in adjacent rooms. The outstanding City Multi R2 system meets this requirement by distributing surplus heat from cooling operations (and vice versa) to rooms where it is needed. This efficiency can result in energy savings of up to 30% over conventional systems.

### Key Features

- Unique 2-pipe technology means minimal disruption, quicker installation and less connections than 3 pipe equivalents
- Designed from day 1 for seasonal efficiency
- Energy-saving inverter driven compressor with very low start currents
- Reduced standby power by up to 50% using induction heated compressor
- By changing the system evaporating temperature, there are various options for indoor units to offer increased air off temperatures, higher SHF and improved comfort with the benefit of energy saving
- A choice of standard reverse defrost or a continued supply of heating during the defrost cycle



Air Conditioning | Heating  
Ventilation | Controls

# Air Conditioning

## Product Information

### PURY-P500YLM-A1 Heat Recovery Outdoor Unit

Making a  
World of  
Difference

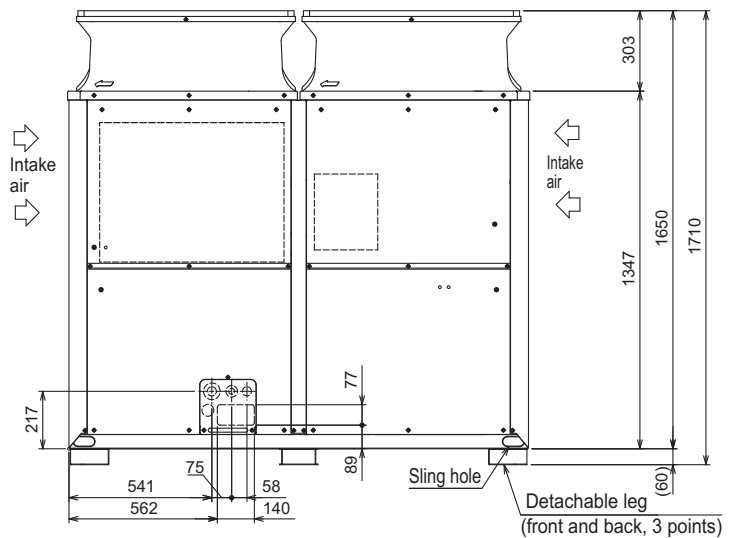
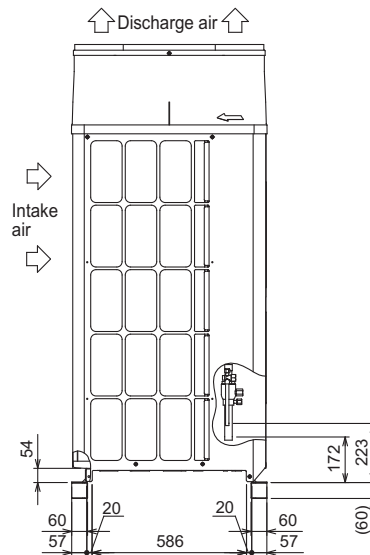
#### PURY - OUTDOOR UNIT

#### PURY-P500YLM-A1

CAPACITY (kW)	Heating (nominal)	58.0
	Cooling (nominal)	56.0
	High Performance Heating (UK)	57.0
	COP Priority Heating (UK)	54.8
	Cooling (UK)	49.7
POWER INPUT (kW)	Heating (nominal)	16.06
	Cooling (nominal)	17.77
	High Performance Heating (UK)	18.39
	COP Priority Heating (UK)	14.78
	Cooling (UK)	11.20
COP / EER (nominal)		3.61 / 3.15
SCOP / SEER (system)		4.82 / 6.15
MAX No. OF CONNECTABLE INDOOR UNITS		50
MAX CONNECTABLE CAPACITY		50-150% OU Capacity
AIRFLOW (m <sup>3</sup> /min)	High	380
	Low	380
PIPE SIZE mm (in)	Gas	28.58 (1-1/8")
	Liquid	22.2 (7/8")
SOUND PRESSURE LEVEL (dBA)		63.5
SOUND POWER LEVEL (dBA)		87
WEIGHT (kg)		321
DIMENSIONS (mm)	Width	1750
	Depth	740
	Height (1650mm without legs)	1710
ELECTRICAL SUPPLY*		380-415v, 50Hz
PHASE*		Three
STARTING CURRENT (A)*		8 / 8
NOMINAL SYSTEM RUNNING CURRENT (A)* Heating / Cooling [MAX]		25.7 / 28.4 [41.9]
GUARANTEED OPERATING RANGE (°C) Heating / Cooling		-20~-15.5 / -5~-46
FUSE RATING (MCB sizes BS EN 60947-2) - (A)*		1 x 50
MAINS CABLE No. Cores*		4 + earth

Note: \* A separate power supply is required for each module.

#### DIMENSIONS



Telephone: 01707 282880

email: [air.conditioning@meuk.mee.com](mailto:air.conditioning@meuk.mee.com) web: [www.airconditioning.mitsubishielectric.co.uk](http://www.airconditioning.mitsubishielectric.co.uk)

UNITED KINGDOM Mitsubishi Electric Europe Living Environmental Systems Division  
Travellers Lane, Hatfield, Hertfordshire, AL10 8XB, England General Enquiries Telephone: 01707 282880 Fax: 01707 278881  
IRELAND Mitsubishi Electric Europe Westgate Business Park, Ballymount, Dublin 24, Ireland  
Telephone: Dublin (01) 419 8800 Fax: Dublin (01) 419 8890 International code: (003531)

Country of origin: United Kingdom - Japan - Thailand - Malaysia. ©Mitsubishi Electric Europe 2015. Mitsubishi and Mitsubishi Electric are trademarks of Mitsubishi Electric Europe B.V. The company reserves the right to make any variation in technical specification to the equipment described, or to withdraw or replace products without prior notification or public announcement. Mitsubishi Electric is constantly developing and improving its products. All descriptions, illustrations, drawings and specifications in this publication present only general particulars and shall not form part of any contract. All goods are supplied subject to the Company's General Conditions of Sale, a copy of which is available on request. Third-party product and brand names may be trademarks or registered trademarks of their respective owners.



Note: The fuse rating is for guidance only. Please refer to the relevant databook for detailed specification. It is the responsibility of a qualified electrician/electrical engineer to select the correct cable size and fuse rating based on current regulation and site specific conditions. Mitsubishi Electric's air conditioning and heat pump systems contain fluorinated greenhouse gases R410A, R407C and R134a.



[www.greengateway.mitsubishielectric.co.uk](http://www.greengateway.mitsubishielectric.co.uk)

Mitsubishi Electric UK's commitment to the environment

Follow us @meuk\_Jes  
Follow us @green\_gateway

Mitsubishi Electric  
Living Environmental Systems UK

mitsubishielectric2

Effective as of April 2015