



# PUHY-RP900YSJM-B

Replace Multi Y Series 36hp Outdoor Unit


R410A Heat Pump

The latest VRF Replace Multi from Mitsubishi Electric is specifically designed for the maturing refurbishment sector, enabling the reuse of existing R22/R407c pipework, whilst also allowing the upgrade to some of the most efficient systems available in the market.

- **Tried and tested technology that's been employed for over 5 years**
- **Efficient use of existing resources - refrigerant piping, control and power wiring and less waste materials**
- **Reduced installation time with minimised disruption**
- **Ability to replace many non Mitsubishi Electric systems**



Pictures not to scale



## Product Details

| PUHY-RP900YSJM-B                    |                 |
|-------------------------------------|-----------------|
| Capacity (kW):                      |                 |
| Heating (Nominal)                   | 113.0           |
| Cooling (Nominal)                   | 101.0           |
| Heating (UK)                        | 108.5           |
| Cooling (UK)                        | 92.9            |
| Power Input (kW) Heating (Nominal)  | 28.39           |
| Power Input (kW) Cooling (Nominal)  | 28.29           |
| Power Input (kW) Heating (UK)       | 36.62           |
| Power Input (kW) Cooling (UK)       | 23.76           |
| Max No. of Connectable Indoor Units | 32              |
| Airflow(m3/min)                     | 185 /185 /185   |
| Noise (dBA)                         | 64              |
| Width - mm                          | 920 + 920 + 920 |
| Depth - mm                          | 760             |
| Height - mm                         | 1710            |
| Weight - kg                         | 255 + 255 + 255 |
| Electrical Supply                   | 380-415v, 50Hz  |
| Phase                               | 3               |
| Mains Cable No. Cores               | 4 + earth       |
| Starting Current (A)                | 8               |
| Running Current (A) - Heating       | 45.9            |
| Running Current (A) - Cooling       | 45.7            |

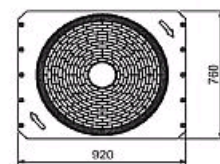
### Piping Restrictions

|   |     |
|---|-----|
| Total Piping Length (m)                       | 250 |
| Furthest Piping Length (m)                    | 100 |
| Furthest Piping Length after 1st Branch (m)   | 40  |
| Between Indoor and Outdoor Units - Height (m) | 50  |
| Between Indoor and Indoor Units - Height (m)  | 15  |

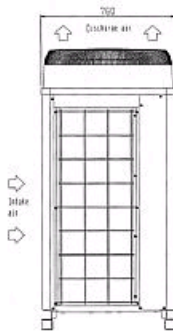
## Dimensions

PUHY-RP900YSJM-B

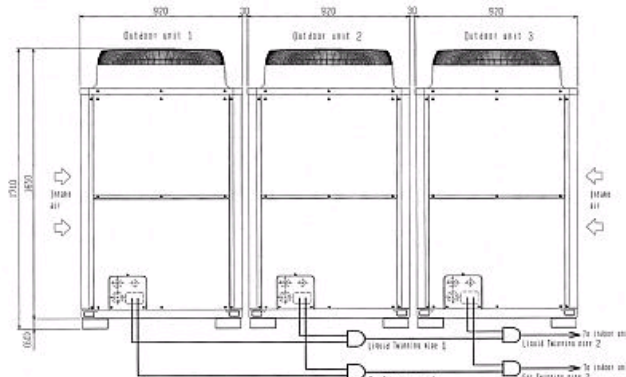
Upper View >



Side View >



Front View >



Telephone: 01707 282880

Email: [air.conditioning@meuk.mee.com](mailto:air.conditioning@meuk.mee.com) Website: <http://www.mitsubishielectric.co.uk/aircon>

Mitsubishi Electric reserves the right to make any variation in technical specification to the equipment described, or to withdraw or replace products without prior notification or public announcement.

Tel:  
Fax:

