

Air Conditioning

Product Information

WY Series (22-36hp)
Heat Pump, Water Cooled
Condensing Unit

Making a
World of
Difference

CITY MULTI



Ideal where outdoor space is limited, building heat recovery and efficiency is demanded and a water loop is available, City Multi WY Water Cooled models provide the ultimate solution for open plan spaces.

First developed 15 years ago, the City Multi Water Cooled system utilises water instead of air as an energy transfer medium, but benefits from all the same technology and flexibility of an air sourced VRF.

Key Features

- High efficiency, modular systems, with ability to recover energy between units on the water circuit, in either a closed loop or open loop building or ground source application
- Benefits from all wide indoor unit range and advanced control options
- Very low impact footprint and service space requirements, ideal for internal location



Cooling | Heating | Ventilation | Controls

Air Conditioning

Product Information

WY Series (22-36hp)
Heat Pump, Water Cooled
Condensing Unit

Making a
World of
Difference



CONDENSING UNITS		PQHY-P550YLM-A	PQHY-P550YSLM-A	PQHY-P600YLM-A	PQHY-P600YSLM-A	PQHY-P700YSLM-A	PQHY-P750YSLM-A	PQHY-P800YSLM-A	PQHY-P850YSLM-A	PQHY-P900YSLM-A
CAPACITY (kW)	Heating (nominal)	69.0	69.0	76.5	76.5	88.0	95.0	100.0	108.0	113.0
	Cooling (nominal)	63.0	63.0	69.0	69.0	80.0	85.0	90.0	96.0	101.0
POWER INPUT (kW)	Heating (nominal)	12.27	11.31	14.51	12.75	14.73	15.90	16.75	18.49	19.74
	Cooling (nominal)	12.54	11.55	14.49	12.84	14.73	15.64	16.57	18.03	19.38
OPERATING WATER VOLUME (m³/h)		6.0 ~ 14.4	3.0 + 3.0 ~ 7.2 + 7.2	6.0 ~ 14.4	3.0 + 3.0 ~ 7.2 + 7.2	4.5 + 4.5 ~ 11.6 + 11.6	4.5 + 4.5 ~ 11.6 + 11.6	4.5 + 4.5 ~ 11.6 + 11.6	4.5 + 4.5 ~ 11.6 + 11.6	4.5 + 4.5 ~ 11.6 + 11.6
GUARANTEED OPERATING RANGE (°C) Heating / Cooling		-5~45 / -5~45	-5~45 / -5~45	-5~45 / -5~45	-5~45 / -5~45	-5~45 / -5~45	-5~45 / -5~45	-5~45 / -5~45	-5~45 / -5~45	-5~45 / -5~45
COP / EER (nominal)		5.62 / 5.02	6.10 / 5.45	5.27 / 4.76	6.00 / 5.37	5.97 / 5.43	5.97 / 5.43	5.97 / 5.43	5.84 / 5.32	5.72 / 5.21
SCOP / SEER		5.86 / 7.81	6.33 / 8.36	6.03 / 6.93	6.83 / 7.78	6.40 / 7.83	6.51 / 7.93	6.75 / 7.83	6.72 / 7.68	7.20 / 7.52
MAX NO. OF CONNECTABLE INDOOR UNITS		47	47	50	50	50	50	50	50	50
MAX CONNECTABLE CAPACITY		50 ~ 130%	50 ~ 130%	50 ~ 130%	50 ~ 130%	50 ~ 130%	50 ~ 130%	50 ~ 130%	50 ~ 130%	50 ~ 130%
PIPE SIZE mm (in)	Gas	28.58 (1 1/8")	28.58 (1 1/8")	28.58 (1 1/8")	28.58 (1 1/8")	34.93 (1 3/8")	34.93 (1 3/8")	34.93 (1 3/8")	41.28 (1 5/8")	41.28 (1 5/8")
	Liquid	15.88 (5/8")	15.88 (5/8")	15.88 (5/8")	15.88 (5/8")	19.05 (3/4")	19.05 (3/4")	19.05 (3/4")	19.05 (3/4")	19.05 (3/4")
SOUND PRESSURE LEVEL (dBA)		56.5	55	56.5	57	55	55	55	56	57
SOUND POWER LEVEL (dBA)		71.5	69	73	71	69	69	69	71.5	73
WEIGHT (kg)		246	174 + 174	246	174 + 174	217 + 217	217 + 217	217 + 217	217 + 217	217 + 217
DIMENSIONS (mm)	Width	880	880 + 880	880	880 + 880	880 + 880	880 + 880	880 + 880	880 + 880	880 + 880
	Depth	550	550	550	550	550	550	550	550	550
	Height	1450	1100	1450	1100	1450	1450	1450	1450	1450
ELECTRICAL SUPPLY*		380-415v, 50Hz	380-415v, 50Hz	380-415v, 50Hz	380-415v, 50Hz	380-415v, 50Hz	380-415v, 50Hz	380-415v, 50Hz	380-415v, 50Hz	380-415v, 50Hz
PHASE*		Three	Three	Three	Three	Three	Three	Three	Three	Three
STARTING CURRENT (A)		8	8 / 8	8	8 / 8	8 / 8	8 / 8	8 / 8	8 / 8	8 / 8
NOMINAL SYSTEM RUNNING CURRENT (A)* Heating / Cooling [MAX]		18.9 / 19.3 [40.5]	17.4/17.8[18.6 + 16.1]	22.4 / 22.3 [40.5]	19.7/19.8[18.6 + 18.6]	22.7/22.7[23.1 + 23.1]	24.5/24.1 [27.6 + 23.1]	25.8/25.6 [27.6 + 27.6]	28.5/27.8 [29.9 + 27.6]	30.5/29.9 [32.9 + 32.9]
FUSE RATING (BS88) - HRC (A)*		1 x 50A	1 x 20A / 1 x 20A	1 x 50A	1 x 20A / 1 x 20A	1 x 25A / 1 x 25A	1 x 32A / 1 x 25A	1 x 32A / 1 x 32A	1 x 40A / 1 x 32A	1 x 40A / 1 x 40A
MAINS CABLE No. Cores*		4 + earth	4 + earth	4 + earth	4 + earth	4 + earth	4 + earth	4 + earth	4 + earth	4 + earth
CHARGE REFRIGERANT (kg) / CO ₂ EQUIVALENT (t) R410A (GWP 2088)		11.7 / 24.4	10.0 / 20.9	11.7 / 24.4	10.0 / 20.9	12.0 / 25.1	12.0 / 25.1	12.0 / 25.1	12.0 / 25.1	12.0 / 25.1
MAX ADDITIONAL REFRIGERANT (kg) / CO ₂ EQUIVALENT (t) R410A (GWP 2088)		55.5 / 115.9	54.5 / 113.8	57.0 / 119.0	55.5 / 115.9	65.5 / 136.8	67.5 / 140.9	67.5 / 140.9	70.0 / 146.2	70.0 / 146.2

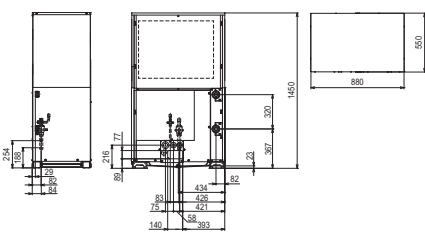
Note: * A separate power supply is required for each module. Where more than one figure is quoted there are multiple modules. Price includes Twinning Kit where necessary. Condensing unit must be installed inside a building.

PIPING RESTRICTIONS	PQHY-P550-900Y(S)LM-A
TOTAL PIPING LENGTH	500m max
FURTHEST PIPING LENGTH	165m max
FURTHEST PIPING LENGTH AFTER 1st BRANCH	40m max
BETWEEN INDOOR AND OUTDOOR UNITS - HEIGHT	50m max (40m max if outdoor installed below)
BETWEEN INDOOR AND INDOOR UNITS - HEIGHT	15m max

PRODUCT DIMENSIONS

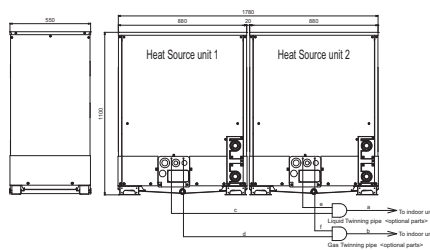
PQHY-P550/600YLM-A

Side View Front View Upper View



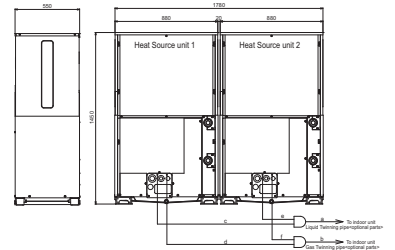
PQHY-P550/600YSLM-A

Side View Front View



PQHY-P700/750/800/850/900YSLM-A

Side View Front View



Telephone: 01707 282880
email: air.conditioning@meuk.mee.com
web: airconditioning.mitsubishielectric.co.uk

UNITED KINGDOM Mitsubishi Electric Europe Living Environment Systems Division
Travellers Lane, Hatfield, Hertfordshire, AL10 8XB, England General Enquiries Telephone: 01707 282880 Fax: 01707 278881

IRELAND Mitsubishi Electric Europe Westgate Business Park, Ballymount, Dublin 24, Ireland
Telephone: Dublin (01) 419 8800 Fax: Dublin (01) 419 8890 International code: (003531)

Country of origin: United Kingdom - Japan - Thailand - Malaysia. ©Mitsubishi Electric Europe 2017. Mitsubishi and Mitsubishi Electric are trademarks of Mitsubishi Electric Europe B.V. The company reserves the right to make any variation in technical specification to the equipment described, or to withdraw or replace products without prior notification or public announcement. Mitsubishi Electric is constantly developing and improving its products. All descriptions, illustrations, drawings and specifications in this publication present only general particulars and shall not form part of any contract. All goods are supplied subject to the Company's General Conditions of Sale, a copy of which is available on request. Third-party product and brand names may be trademarks or registered trademarks of their respective owners.

Note: The fuse rating is for guidance only. Please refer to the relevant databook for detailed specification. It is the responsibility of a qualified electrician/electrical engineer to select the correct cable size and fuse rating based on current regulation and site specific conditions. Mitsubishi Electric's air conditioning equipment and heat pump systems contain a fluorinated greenhouse gas, R410A (GWP:2088), R32 (GWP:675), R407C (GWP:1774) or R134a (GWP:1430). *These GWP values are based on Regulation (EU) No 517/2014 from IPCC 4th edition. In case of Regulation (EU) No.626/2011 from IPCC 3rd edition, these are as follows: R410A (GWP:1975), R32 (GWP: 550), R407C (GWP:1650) or R134a (GWP:1300).



www.greengateway.mitsubishielectric.co.uk
Mitsubishi Electric UK's commitment to the environment

Follow us @meuk_Jes
Follow us @green_gateway

Mitsubishi Electric
Living Environmental Systems UK

[mitsubishielectric2](https://www.youtube.com/mitsubishielectric2)

thehub.mitsubishielectric.co.uk

Effective as of September 2017