



PLFY-P25VLMD-E

Indoor Unit

2-Way Blow Ceiling Cassette



The PLY-P-VLMD-E cassette unit fits into the space in a suspended ceiling to provide heating or cooling. This new unit has been redesigned with lower unit height and lower noise levels.

- **Light unit for ease of installation**
- **Terminal block on outside of unit for easy wiring**
- **Drain lift-pump mechanism as standard**
- **Newly designed decoration panel with airflow switching and swing functions as standard**



Pictures not to scale

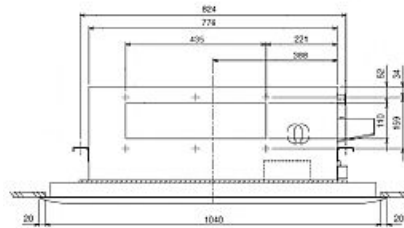
Product Details

PLFY-P25VLMD-E	
Capacity (kW):	
Heating (Nominal)	3.2
Cooling (Nominal)	2.8
R410A Heating (UK)	3.0
R407c Heating (UK)	3.0
R410A Cooling (UK)	2.6
R407c Cooling (UK)	2.7
R410A High Sensible Cooling (UK)	2.0
SHF R410A (UK)	0.77
SHF R407c (UK)	0.7
SHF High Sensible R410A (UK)	0.85
Power Input (kW) Heating (Nominal)	0.065
Power Input (kW) Cooling (Nominal)	0.072
Airflow(m ³ /min) - Lo-Mi-Hi	6.5-8-9.5
Noise (dBA) - Lo-Mi-Hi	27-30-33
Width (grille) - mm	776 (1080)
Depth (grille) - mm	634 (710)
Height (grille) - mm	290 (20)
Weight (grille) - kg	23 (6.5)
Electrical Supply	220-240v, 50Hz
Phase	Single
Mains Cable No. Cores	3
Running Current (A) - Heating	0.3
Running Current (A) - Cooling	0.36
Fuse Rating (BS88) - HRC (A)	6
Grille Ref	CMP-40VLW-B

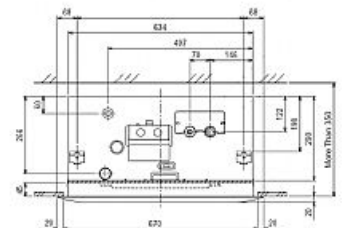
Dimensions

PLFY-P25VLMD-E

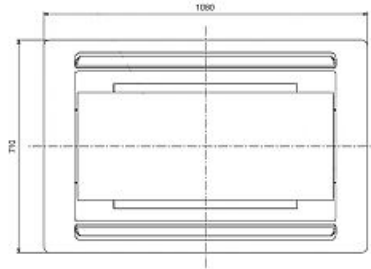
Front View >



Side View >



Lower View >



Telephone: 01707 282880

Email: air.conditioning@meuk.mee.com Website: <http://www.mitsubishielectric.co.uk/aircon>

Mitsubishi Electric reserves the right to make any variation in technical specification to the equipment described, or to withdraw or replace products without prior notification or public announcement.

Tel:
Fax:

