

December 2012

No. OCB418

REVISED EDITION-C

PARTS CATALOG

Series PKFY Wall Mounted R410A

Indoor unit
[Model names]

[Service Ref.]

PKFY-P15VBM-E

**PKFY-P15VBM-E
PKFY-P15VBM-ER2
PKFY-P15VBM-ER3**

PKFY-P20VBM-E

**PKFY-P20VBM-E
PKFY-P20VBM-ER1
PKFY-P20VBM-ER2
PKFY-P20VBM-ER3**

PKFY-P25VBM-E

**PKFY-P25VBM-E
PKFY-P25VBM-ER1
PKFY-P25VBM-ER2
PKFY-P25VBM-ER3**


Revision:

- PKFY-P15/20/25VBM-ER3 have been added in REVISED EDITION-C.
- Some descriptions have been modified.

- Please void OCB418 REVISED EDITION-B.

Note:

- RoHS compliant products have <G> mark on the spec name plate.



INDOOR UNIT

Model name
indication

CONTENTS

1. RoHS PARTS LIST 2
2. OPTIONAL PARTS BACK COVER

SERVICE MANUAL (OCH418)

PANEL AND HEAT EXCHANGER PARTS

PKFY-P15VBM-E

PKFY-P20VBM-E

PKFY-P25VBM-E

PKFY-P20VBM-ER1

PKFY-P25VBM-ER1

PKFY-P15VBM-ER2

PKFY-P20VBM-ER2

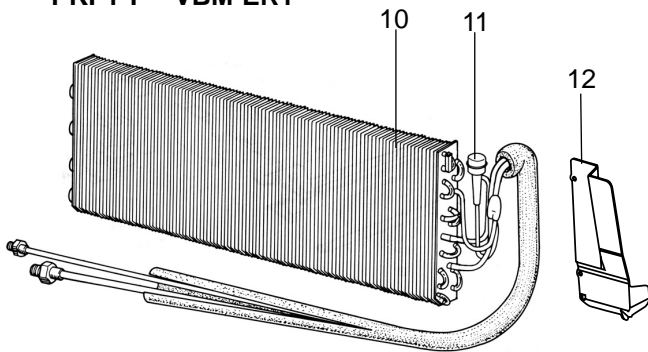
PKFY-P25VBM-ER2

PKFY-P15VBM-ER3

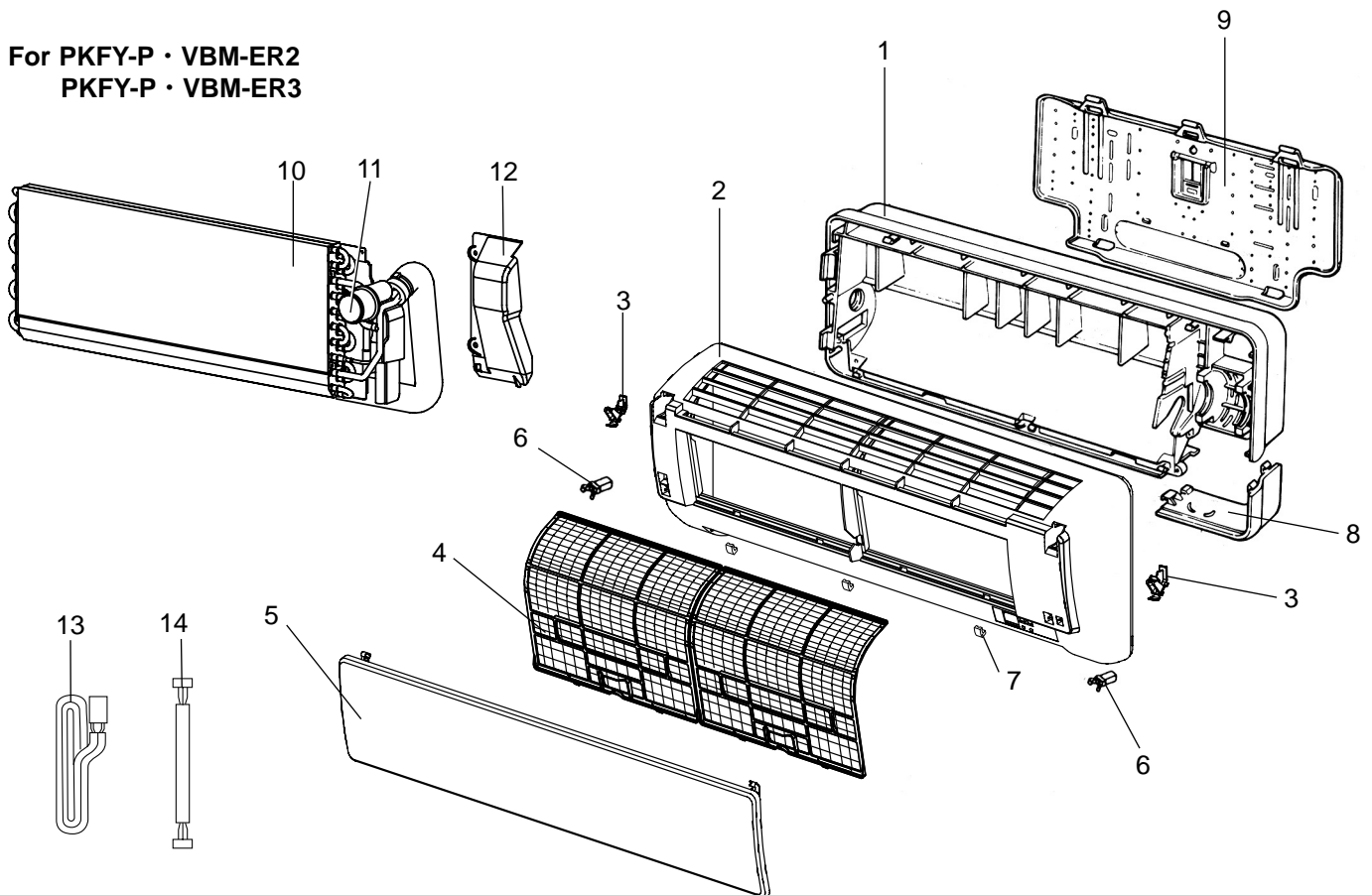
PKFY-P20VBM-ER3

PKFY-P25VBM-ER3

**For PKFY-P · VBM-E
PKFY-P · VBM-ER1**



**For PKFY-P · VBM-ER2
PKFY-P · VBM-ER3**



RoHS PARTS LIST

PANEL AND HEAT EXCHANGER PARTS

PKFY-P15VBM-E

PKFY-P20VBM-E

PKFY-P25VBM-E

PKFY-P20VBM-ER1

PKFY-P25VBM-ER1

PKFY-P15VBM-ER2

PKFY-P20VBM-ER2

PKFY-P25VBM-ER2

PKFY-P15VBM-ER3

PKFY-P20VBM-ER3

PKFY-P25VBM-ER3

No.	RoHS	Part No.	Part Name	Specification	Q'ty/set				Remarks (Drawing No.)	Wiring Diagram Symbol
					PKFY-P15VBM PKFY-P20VBM PKFY-P25VBM					
					-E	-ER1 *	-ER2	-ER3		
1	G	R01 E01 635	BOX		1	1	1	1		
2	G	T7W E11 651	FRONT PANEL		1	1	1	1		
3	G	R01 E14 054	HOLDER	SET(LEFT,RIGHT)	1	1	1	1		
4	G	R01 H01 500	AIR FILTER		2	2	2	2		
5	G	R01 E53 691	GRILLE		1	1	1	1		
6	G	R01 E00 054	GRILLE CATCH		2	2	2	2		
7	G	R01 E08 096	SCREW CAP		1	1	1	1	3PCS/SET	
8	G	R01 24A 658	CORNER BOX		1	1	1	1		
9	G	R01 23A 808	BACK PLATE		1	1	1	1		
10	G	R01 Y05 480	HEAT EXCHANGER		1	1			with connect pipe	
	G	R01 Y07 480	HEAT EXCHANGER				1	1	with connect pipe	
11	G	R01 H23 401	LINEAR EXPANSION VALVE		1	1	1	1		LEV
12	G	—	WATER CUT		1	1			(BG25J289H07)	
	G	R01 E00 525	WATER CUT				1	1		
13	G	R01 E06 305	REMOTE CONTROLLER CORD		1	1	1	1		
14	G	R01 E15 304	CABLE ASSY		1	1	1	1		

* P20 and P25 models only.

RoHS PARTS LIST

ELECTRICAL PARTS

PKFY-P15VBM-E

PKFY-P15VBM-ER2

PKFY-P15VBM-ER3

PKFY-P20VBM-E

PKFY-P20VBM-ER1

PKFY-P20VBM-ER2

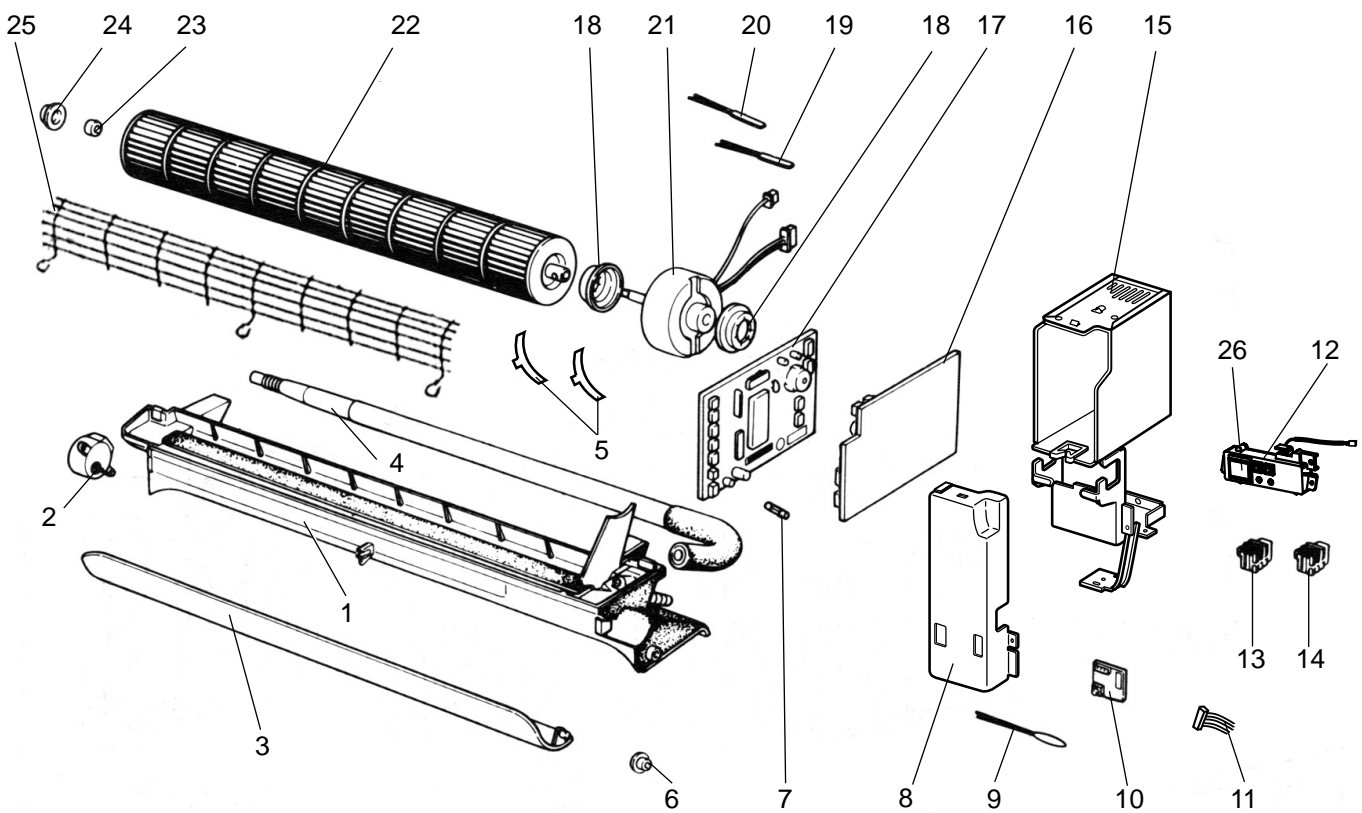
PKFY-P20VBM-ER3

PKFY-P25VBM-E

PKFY-P25VBM-ER1

PKFY-P25VBM-ER2

PKFY-P25VBM-ER3



RoHS PARTS LIST

ELECTRICAL PARTS

PKFY-P15VBM-E

PKFY-P20VBM-E

PKFY-P25VBM-E

PKFY-P20VBM-ER1

PKFY-P25VBM-ER1

PKFY-P15VBM-ER2

PKFY-P20VBM-ER2

PKFY-P25VBM-ER2

PKFY-P15VBM-ER3

PKFY-P20VBM-ER3

PKFY-P25VBM-ER3

No.	RoHS	Part No.	Part Name	Specification	Q'ty/set				Remarks (Drawing No.)	Wiring Diagram Symbol
					PKFY-P15VBM PKFY-P20VBM PKFY-P25VBM					
					-E	-ER1 *	-ER2	-ER3		
1	G	R01 23A 530	NOZZLE		1	1	1	1		
2	G	R01 E23 223	VANE MOTOR		1	1	1	1		MV
3	G	R01 E26 002	AUTO VANE		1	1	1	1		
4	G	R01 23A 527	DRAIN HOSE		1	1	1	1		
5	G	R01 23A 126	MOTOR BAND	SET (LEFT, RIGHT)	1	1	1	1		
6	G	R01 08Y 092	VANE SLEEVE		1	1	1	1		
7	G	R01 E14 239	FUSE	250V 6.3A	1	1	1	1		FUSE
8	G	—	ELECTRICAL BOX COVER		1	1	1	1	(BG00G828G14)	
9	G	R01 H06 202	ROOM TEMPERATURE THERMISTOR		1	1	1	1		TH21
10	G	T7W E01 294	ADDRESS BOARD		1	1	1	1		A.B
11	G	T7W E04 304	ADDRESS CABLE		1	1	1	1		
12	G	R01 E00 323	WIRELESS ADAPTER ASSY		1	1	1	1	with case	W.B
13	G	T7W E34 716	TERMINAL BLOCK	3P (L, N, ⊕)	1	1	1	1		TB2
14	G	T7W E33 716	TERMINAL BLOCK	2P (M1, M2)	1	1	1	1		TB5
15	G	—	ELECTRICAL BOX		1	1	1	1	(BG00J285G43)	
16	G	T7W E28 313	POWER BOARD		1	1	1	1		P.B
17	G	R01 N81 310	INDOOR CONTROLLER BOARD		1	1	1			I.B
	G	T7W C11 310	INDOOR CONTROLLER BOARD					1		I.B
18	G	R01 23A 105	RUBBER MOUNT		2	2	2	2		
19	G	R01 H14 202	PIPE TEMPERATURE THERMISTOR	GAS	1	1	1	1		TH23
20	G	R01 H05 202	PIPE TEMPERATURE THERMISTOR	LIQUID	1	1	1	1		TH22
21	G	T7W E36 762	FAN MOTOR	PS4V17-KB	1	1	1	1		MF
22	G	R01 23A 114	LINE FLOW FAN		1	1	1	1		
23	G	R01 E04 103	SLEEVE BEARING		1	1	1	1		
24	G	R01 23A 102	BEARING MOUNT		1	1	1	1		
25	G	T7W 23A 675	FAN GUARD		1	1	1	1		
26	G	R01 E07 317	WIRELESS ADAPTER		1	1	1	1		W.B

* P20 and P25 models only.

2**OPTIONAL PARTS****2-1. EXTERNAL LEV BOX**

Part No.	PAC-SG95LE-E
----------	--------------

2-2. WIRELESS REMOTE CONTROLLER

Part No.	PAR-FL32MA
----------	------------

2-3. WIRED REMOTE CONTROLLER (MA REMOTE CONTROLLER)

Part No.	PAR-21MAA PAR-30MAA PAR-31MAA
----------	-------------------------------------

2-4. WIRED REMOTE CONTROLLER (ME REMOTE CONTROLLER)

Part No.	PAR-F27MEA
----------	------------

mitsubishi electric corporation

HEAD OFFICE : TOKYO BLDG., 2-7-3, MARUNOUCHI, CHIYODA-KU, TOKYO 100-8310, JAPAN