

PFD-P-VM-A (10/20hp)

New Series

R407c Cooling Only Close Control System

Mitsubishi Electric's new Close Control System is specifically designed for computer rooms, laboratories etc, where a need for high sensible cooling and close control of temperature and humidity is required. Because of the need for close control 24 hours a day, 365 days a year, a newly developed inverter driven compressor has been incorporated into the outdoor unit, maximising the energy efficiency of the PFD series. It is also able to be connected to a computer network using our G50 controller, in order to monitor and provide remote email alarms.



- > High sensible cooling
- > Newly developed inverter driven compressor
- > Energy efficient with high COP's
- > Close control of temperature, $\pm 1^{\circ}\text{C}$
- > Easy to install - no service space needed at the rear of the unit
- > No humidifier is needed in many cases



Technical Information >>

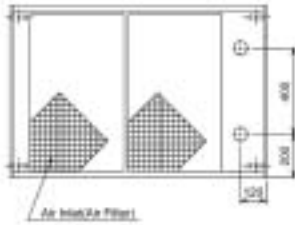
PFD-P-VM-A - INDOOR UNIT			PUD-P-YMF-C - OUTDOOR UNIT		
MODEL REFERENCE		PFD-P250VM-A	PFD-P500VM-A	PUD-P250YMF-C	
CAPACITY (kW)	Cooling (nominal)	28.0	56.0	28.0	
	Cooling (UK)	25.5	51.0	25.5	
SHF		0.93	0.93	N/A	
POWER INPUT (kW)	Cooling (nominal)	2.5	5.0	8.4	
	Cooling (UK)	2.15	4.30	7.22	
AIRFLOW (m3/min)		160	320	185	
EXTERNAL STATIC PRESSURE (Pa)		120	120	N/A	
PIPE SIZE mm(in)	Gas	28.58 (1 1/8")	28.58 (1 1/8")	28.58 (1 1/8")	
	Liquid	12.7 (1/2")	12.7 (1/2")	12.7 (1/2")	
NOISE (dBA)		59	64	56	
WEIGHT (kg)		350	480	231	
DIMENSIONS (mm)	Width	1200	1800	990	
	Depth	800	800	840 (910)	
	Height	1895	1895	1715	
ELECTRICAL SUPPLY		380-415v, 50Hz	380-415v, 50Hz	380-415v, 50Hz	
PHASE		3	3	3	
STARTING CURRENT (A)		60	75	12	
RUNNING CURRENT (A)		5.1	8.7	12.8	
FUSE RATING (BS88) - HRC (A)		16	20	32	
MAINS CABLE No. Cores		4 + earth	4 + earth	4 + earth	

* Two PUD-P250YMF-C units are required for installation of PFD-P500VM-A

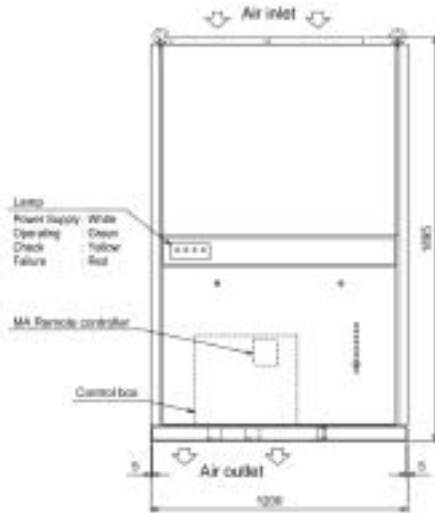
PUD-P250YMF-C Piping Restrictions	
TOTAL PIPING LENGTH	120m max
BETWEEN INDOOR AND OUTDOOR UNITS - HEIGHT	50m max (40m max if outdoor installed below), 15 max if the outdoor temperature is under 10°C

PFD-P250VM-A

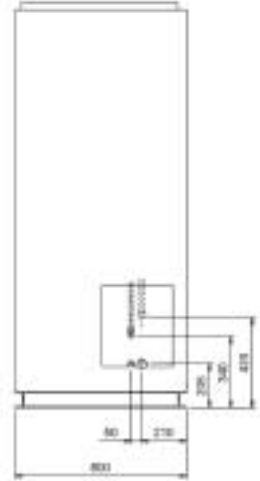
Upper View >



Front View >




Side View >




PFD-P500VM-A


Upper View >



Front View >




Side View >

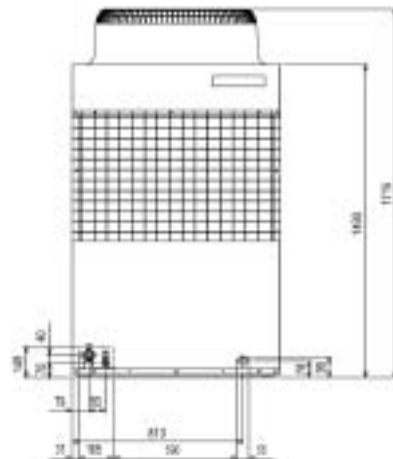


PUD-P250YMF-C

Upper View >



Front View >



Right Side View >

